

## Multi Purpose SVGA Projector








2200 ANSI lumen (with 1500 ANSI lumen mode)






**The VPL-ES4 is a versatile projector designed for use in the office, classroom or at home. Ideal for presentations, education, movies and PlayStation® gaming.**

You can easily switch brightness between high and standard mode (2200 or 1500 ANSI lumens) to suit room conditions and screen type. Seven preset picture modes ensure you can get the best image quickly. Education users will appreciate the password protection and a high strength security bar feature. And a choice of two aspect ratios (16:9 and 4:3) plus HD compatibility, make it great for movies, gaming or office use. The VPL-ES4 is very portable, ceiling mountable and has a wide range of monitor, audio inputs and outputs.



### Key Features

- 
**Quick Start**  
 No waiting and no fuss. Turn on the VPL-ES4 and approximately four seconds later it's ready to display PC or video images.
- 
**Low Fan Noise**  
 For an undisturbed presentation or film, a whisper quite operation is very important. Noise level is 29dB in standard mode. Front exhaust for hot air avoids discomfort for anyone sitting close to the projector.
- 
**Monitor Out**  
 The projector can display the image simultaneously on a large screen and an additional monitor (via the 15 pin D-sub connection), so that the user can face the audience and still see the information being shown.
- 
**Multi Input**  
 15 pin D-sub input for connection of RGB or Analogue Component Video signal. Also available is S-Video, Composite video, Audio in as well as RS-232C for control and management of the projector.
- 
**Auto Input Search**  
 This feature automatically finds an active input when the input button is pressed. Turn this feature off if you prefer to change inputs manually.
- 
**Advanced keystone correction**  
 Advanced keystone correction of +/- 30degrees allows for simple and flexible installation positioning.
- 
**Seven Picture Modes**  
 Game, living, Cinema, Dynamic, Natural, Standard, and Presentation modes enable quick and easy picture adjustment to suit different viewing environments.

- 
**Security Bar**  
 The built in security bar allows you to attach an optional security cable or anti-theft chain or wire up to 10mm in diameter for additional security and protection from theft.
- 
**Password Protection**  
 When this function is activated a password is required to use the projector if the mains supply cable is removed from the projector. (If the password is lost the unit can be returned to a Sony service centre to be reset).
- 
**Panel Lock**  
 This function locks the controls on the top of the projector, to prevent unauthorised or unintentional use of the controls. Functionality can be selected on or off.
- 
**Freeze Function**  
 Temporarily holds the current on screen picture. Useful for capturing difficult to read or moving images.
- 
**Digital Zoom**  
 The 4 times digital facility allows the user to zoom in for a closer examination of the picture.
- 
**Low Energy Consumption**  
 The VPL-ES4 projectors have a very low power consumption of under 5W when in standby mode. In addition the projectors have a selectable power saving mode and can be set to either turn the lamp off, or to go into standby mode, automatically after 10 minutes.

#### PrimeSupport

All Sony business projectors come supplied with a 3-year support pack which offers unique extra services and benefits.

- 3 years' cover
- Free telephone helpdesk support in 5 languages
- Collection and delivery anywhere in EU, Norway and Switzerland

[www.sonybiz.net/primesupport](http://www.sonybiz.net/primesupport)



## Connections/Controls



Control Panel



Output Connections



Remote Control

## Specifications

Key Specifications	
Native Resolution	SVGA (800 x 600 x 3)
Panel Type	0.63-inch p-Si LCD x 3
Projection System	3 LCD panels, 1 lens system
Brightness	2200 ANSI lumen (lamp mode high) 1500 ANSI lumen (lamp mode standard)
Contrast Ratio	300:1
Fan Noise	36dB/29dB
Weight	3kg
Dimensions (W x H x D)	308 x 98 x 267 mm
General	
Standard Lens Zoom	1.2 times / Manual
Vertical Keystone Correction	+/- 30°
Horizontal Keystone Correction	No
Lamp Type	165W Ultra High Pressure
Lamp Life (Replacement time)	2000/3000 H
Filter Cleaning Time	500 H
Speaker	1W Mono
Max Power Consumption	220W
Standby Power Consumption	5W
Body Colour	Charcoal Black
Throwing Distance	
Min - Max Screen Size (diagonally)	40 - 300 inch 102 - 762 cm
40-inch / 1m screen	1.2 - 1.4m
80-inch / 2m screen	2.3 - 2.8m
100-inch / 2.5m screen	2.9 - 3.6m
200-inch / 5.1m screen	5.9 - 7.2m
300-inch / 7.6m screen	8.8 - 10.7m
Inputs	
Input A	HD D-sub 15-pin (RGB/Component)
Video	S-Video Composite Video
HD Signals Accepted	Yes, 720p and 1080i
Audio	Stereo Minijack
Control	
RS232C	D-sub 9-pin
Output	
Monitor out	HD D-sub 15-pin (RGB)
Audio out	Stereo Minijack (variable)
Supplied Accessories	
Remote Comander	RM-PJ4 (credit card style)
Carrying Case	Soft Type
Cables	HD D-sub 15 pin (2m)
Optional Accessories	
Lamp	LMP-C162
Battery Remote	1 x CR2025
Ceiling Mount Bracket	Yes



- Halogenated flame retardants are not used in cabinets.
- Halogenated flame retardants are not used in printed wiring boards.
- Lead-free solder is used for soldering.

## The Magic of Sony 3LCD Technology

Brighter Picture  
Higher Detail  
Natural Colour



© 2007 Sony Corporation. All rights reserved.  
Reproduction in whole or in part without written permission is prohibited. Features and specifications are subject to change without notice. All non-metric weights and measures are approximate. Sony is a registered trademark of Sony Corporation.

CA VPL-ES4\_DataSheet GB-09/03/2006